

Scaled data based on original data using
LM-79-08 Approved Method: Electrical and Photometric Measurements of Solid-
State Lighting Products

Test Report Prepared for
Cooper Lighting Solutions
(formerly Eaton)

Brand: McGRAW-EDISON

Report Number: P228221

Luminaire Tested: **ISS-AF-600-LED-E1-SL3-8030**

Issue Date: 3/3/2020

Test Information

Test Method: LM-79-08
Report Number: P228221
TEST IS SCALED FROM IESNA LM-79-08 TEST DATA (P29762)
Test Lab: INNOVATION CENTER-P2
Issue Date: 3/3/2020
Manufacturer: COOPER LIGHTING SOLUTIONS (FORMERLY EATON)
Product Line: MCGRAW-EDISON
Catalog Number: ISS-AF-600-LED-E1-SL3-8030
Description: IMPACT ELITE LED QUATER SPHERE LUMINAIRE
LIGHT SQUARE WITH ACCULED OPTICS-TYPE III W/SPILL CONTROL
Light Source: (16) 3000K CCT, 80 CRI LEDs
Ballast/Driver: ELECTRONIC DRIVER

Summary

Lumens per Lamp: N/A
Luminaire Lumens: 2967 lumens
Efficiency: N/A
Efficacy: 88.0 lumens/watt
Luminous Opening: Rectangular (W 0.5' x L: 0.5' x H: 0')
IES Classification: Type III - Medium - Non-Cutoff
BUG Rating: B1 - U0 - G1

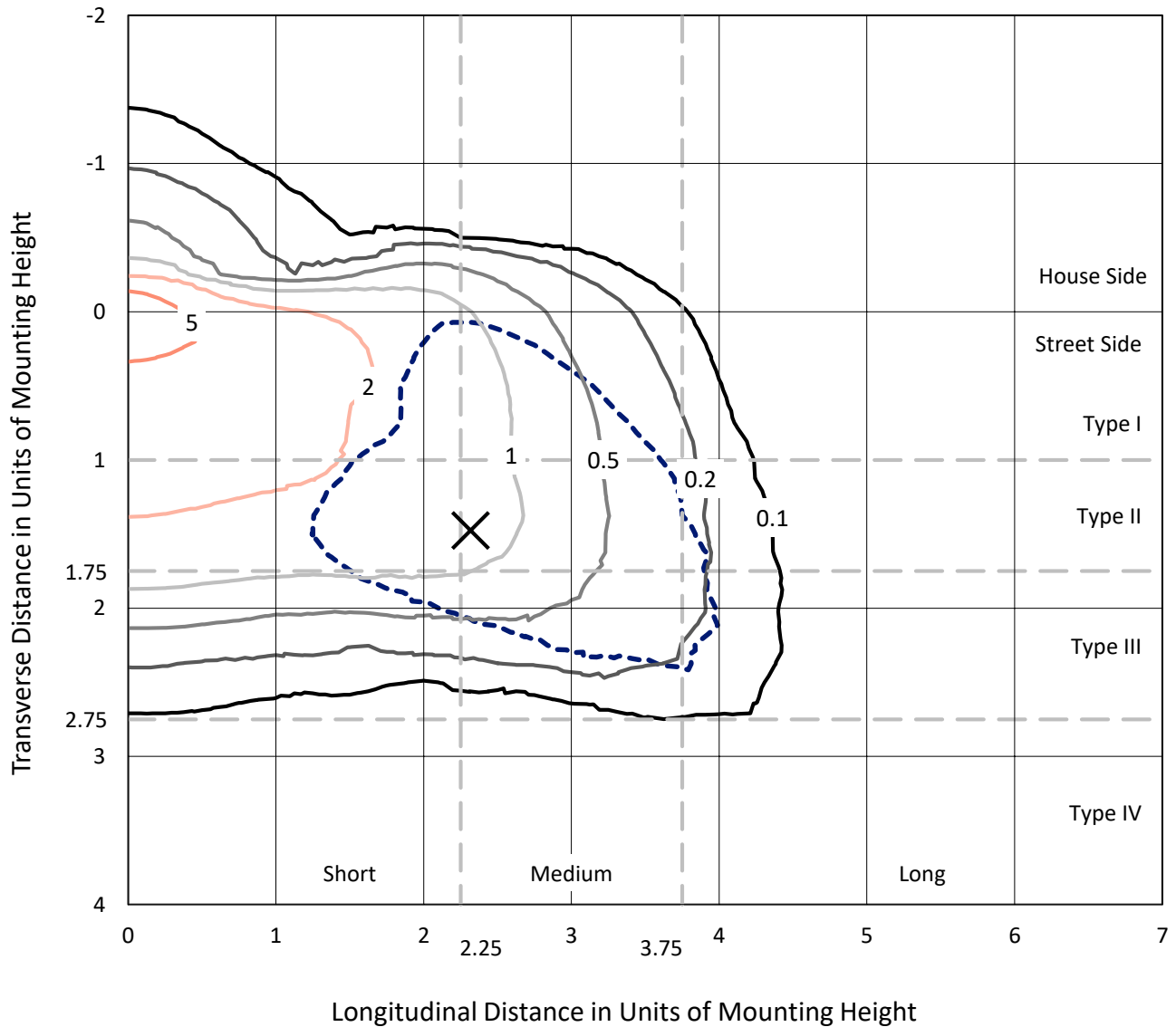
Input Watts (W): 33.7
Input Voltage (V): 120
Input Current (Ain): NR
Voltage Rise (V): NR
Power Factor: NR
Total Harmonic Distortion (THDi): NR
Frequency (hertz): 60
Stabilization Time: NR
Operation Time: NR
Ambient Temperature (°C): NR
Test Distance: 25 FT



REPORT NUMBER: P228221
 CATALOG NUMBER: ISS-AF-600-LED-E1-SL3-8030

Iso-Footcandle Lines of Horizontal Illumination

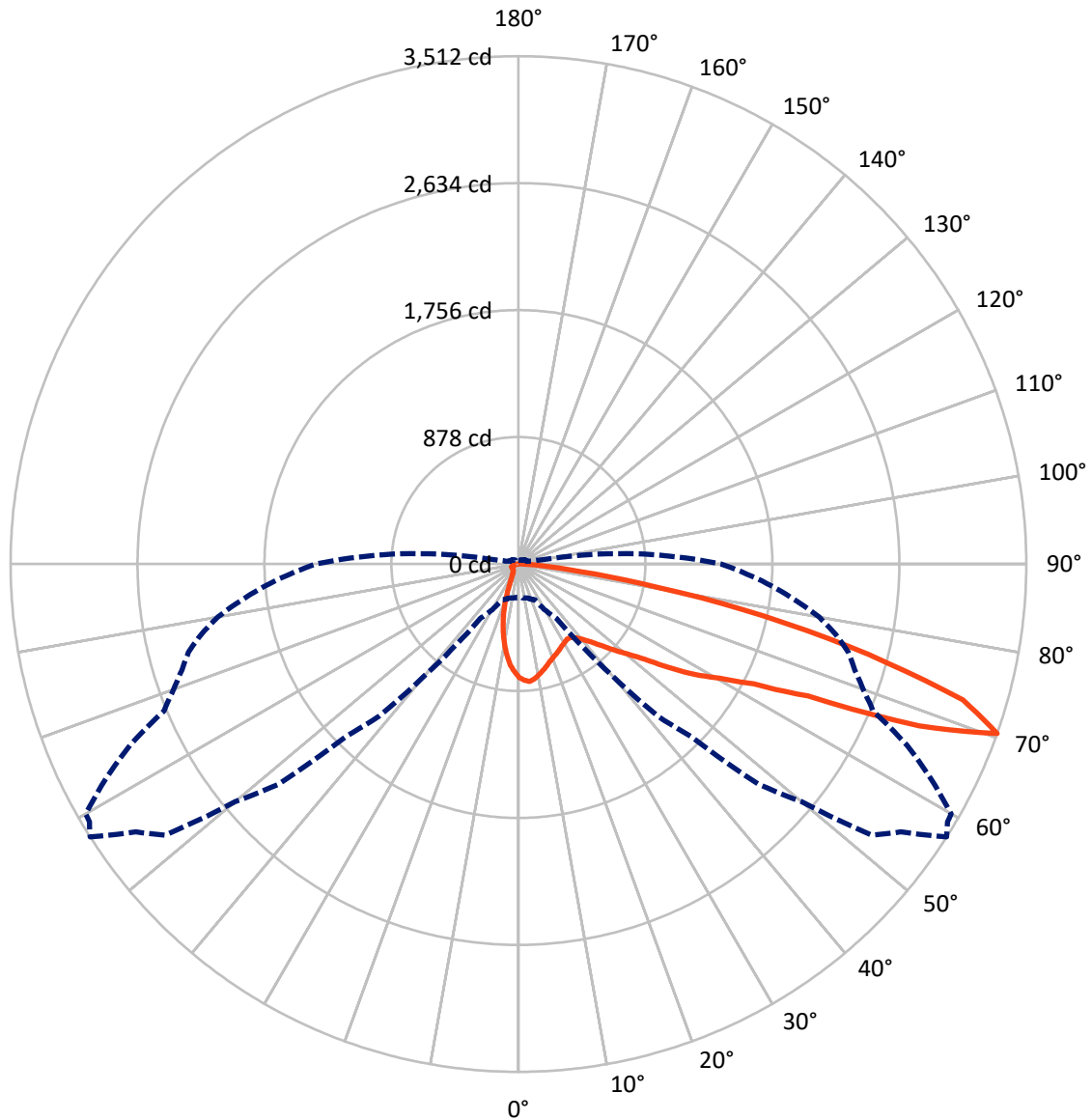
× Max cd
 - - - 1/2 Max cd



Based on 10 foot mounting height. Maximum calculated value = 7.9 fc
 Type III - Medium - Non-Cutoff

REPORT NUMBER: P228221
CATALOG NUMBER: ISS-AF-600-LED-E1-SL3-8030

Luminous Intensity Polar Plot



— Vertical Plane Through 57.5-Deg Lateral - - - Horizontal Cone Through 70-Deg Vertical

REPORT NUMBER: P228221

CATALOG NUMBER: ISS-AF-600-LED-E1-SL3-8030

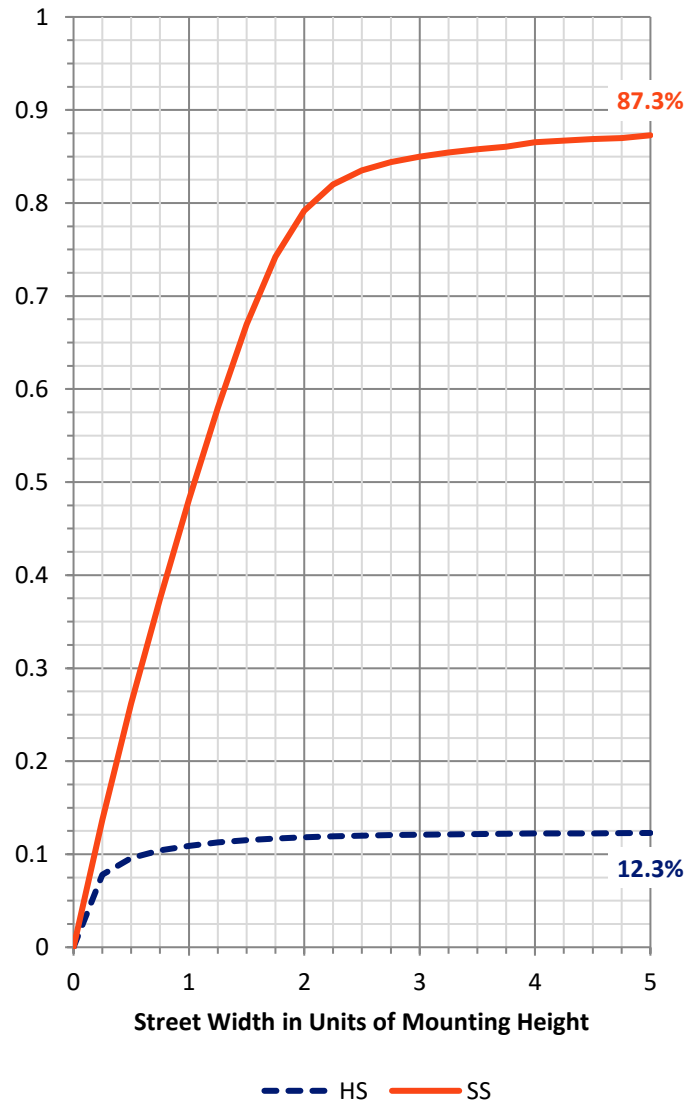
FLUX DISTRIBUTION:

		Downward	Upward	Total
House Side	Lumens	367.2	0.0	367.2
	% Fixture	12.4	0.0	12.4
Street Side	Lumens	2599.8	0.0	2599.8
	% Fixture	87.6	0.0	87.6
Total	Lumens	2967.0	0.0	2967.0
	% Fixture	100.0	0.0	100.0

Coefficient of Utilization

ZONAL LUMENS:

Zone	Lumens	% Fixture
0°-10°	67.8	2.3
10°-20°	147.2	5.0
20°-30°	185.0	6.2
30°-40°	241.8	8.1
40°-50°	362.8	12.2
50°-60°	573.5	19.3
60°-70°	826.6	27.9
70°-80°	511.6	17.2
80°-90°	50.7	1.7
90°-100°	0.0	0.0
100°-110°	0.0	0.0
110°-120°	0.0	0.0
120°-130°	0.0	0.0
130°-140°	0.0	0.0
140°-150°	0.0	0.0
150°-160°	0.0	0.0
160°-170°	0.0	0.0
170°-180°	0.0	0.0
0°-90°	2967.0	100.0
0°-180°	2967.0	100.0



REPORT NUMBER: P228221

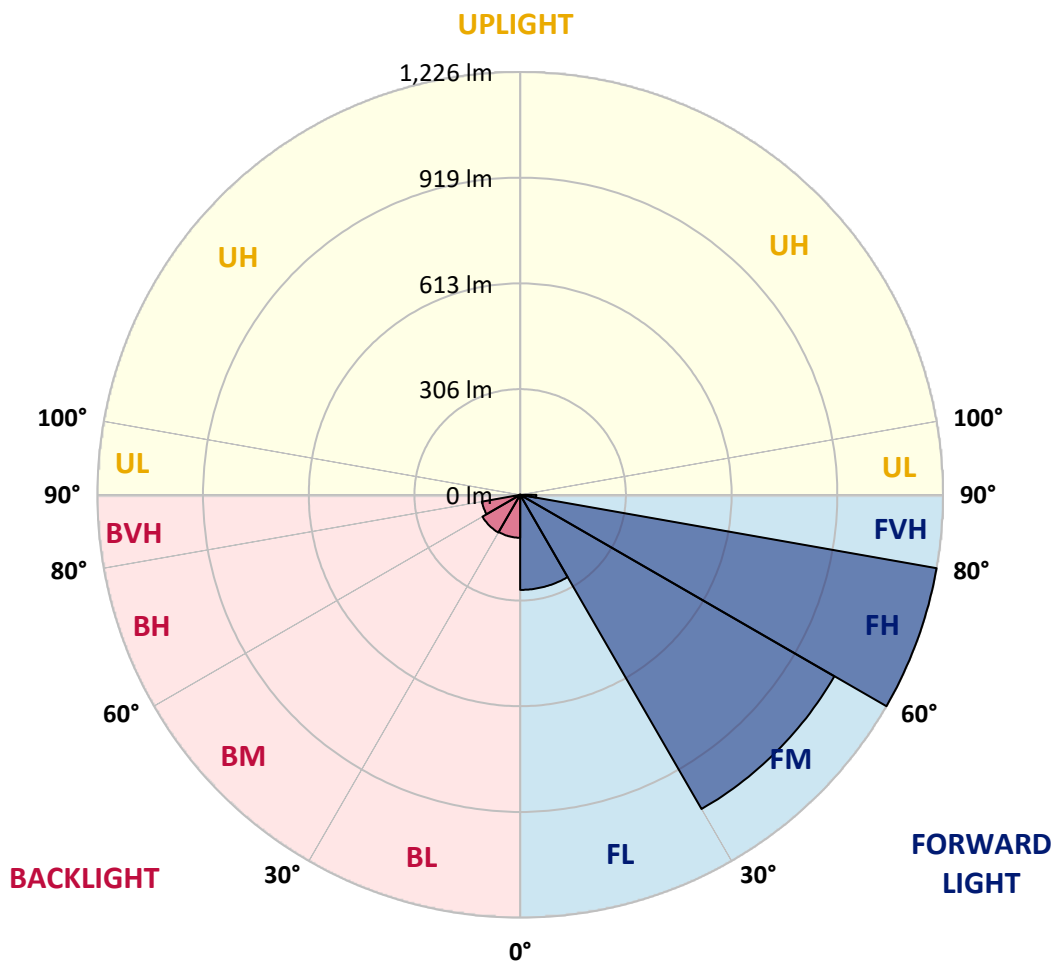
CATALOG NUMBER: ISS-AF-600-LED-E1-SL3-8030

LUMINAIRE CLASSIFICATION SYSTEM LUMEN TABLE AND BUG RATING:

Zone		Lumens	% Fixture	Zone Rating/Lumen Limit		
				B	U	G
FL	(0°-30°)	275.6	9.3			
FM	(30°-60°)	1051.8	35.4			
FH	(60°-80°)	1225.8	41.3			G1/1800
FVH	(80°-90°)	46.7	1.6			G1/100
BL	(0°-30°)	124.5	4.2	B1/500		
BM	(30°-60°)	126.3	4.3	B0/220		
BH	(60°-80°)	112.4	3.8	B1/500		G1/500
BVH	(80°-90°)	4.1	0.1			G0/10
UL	(90°-100°)	0.0	0.0		U0/0	
UH	(100°-180°)	0.0	0.0		U0/0	

BUG Rating: B1-U0-G1

Type III Medium





REPORT NUMBER: P228221

CATALOG NUMBER: ISS-AF-600-LED-E1-SL3-8030

CANDELA DISTRIBUTION (FULL):

	0°	5°	15°	25°	35°	37.5°	40°	42.5°	45°	47.5°	50°
0°	785.3	785.3	785.3	785.3	785.3	785.3	785.3	785.3	785.3	785.3	785.3
2.5°	824.3	823.2	821.1	816.9	814.8	816.9	814.8	811.6	807.4	810.6	808.5
5°	822.2	824.3	820.1	816.9	822.2	824.3	820.1	820.1	815.8	820.1	817.9
7.5°	781.1	782.2	783.2	782.2	795.8	795.8	793.7	795.8	796.9	799.0	800.1
10°	729.5	730.6	732.7	735.8	752.7	754.8	755.8	757.9	761.1	763.2	769.5
12.5°	677.9	680.0	684.3	694.8	712.7	714.8	717.9	721.1	726.4	729.5	741.1
15°	634.8	635.8	640.0	651.6	677.9	683.2	685.3	689.5	700.0	700.0	712.7
17.5°	594.8	596.9	600.0	613.7	640.0	648.5	654.8	656.9	670.6	673.7	688.5
20°	564.2	565.3	566.4	579.0	603.2	615.8	621.1	629.5	640.0	648.5	661.1
22.5°	547.4	548.5	546.4	551.6	572.7	588.5	594.8	603.2	607.4	622.1	629.5
25°	548.5	549.5	544.2	541.1	551.6	568.5	573.7	582.1	580.0	601.1	601.1
27.5°	559.0	561.1	555.8	546.4	547.4	561.1	564.2	567.4	561.1	582.1	577.9
30°	580.0	582.1	575.8	568.5	556.9	565.3	565.3	565.3	553.7	571.6	564.2
32.5°	602.1	604.2	602.1	596.9	582.1	584.2	580.0	577.9	562.1	576.9	565.3
35°	634.8	635.8	636.9	636.9	615.8	620.0	608.5	602.1	587.4	599.0	583.2
37.5°	673.7	673.7	681.1	684.3	661.1	661.1	648.5	640.0	626.4	630.6	614.8
40°	708.5	711.6	728.5	737.9	716.9	708.5	697.9	690.6	680.0	680.0	664.3
42.5°	748.5	754.8	774.8	792.7	781.1	768.5	757.9	750.6	745.3	744.3	727.4
45°	797.9	805.3	827.4	844.3	847.4	837.9	829.5	822.2	817.9	815.8	801.1
47.5°	853.7	861.1	881.1	901.1	915.8	913.7	904.3	896.9	900.1	898.0	888.5
50°	915.8	920.1	932.7	955.9	989.5	996.9	994.8	989.5	995.9	995.9	987.4
52.5°	965.3	968.5	978.0	1005.3	1061.1	1078.0	1091.7	1102.2	1112.7	1119.0	1113.8
55°	1010.6	1010.6	1011.6	1046.4	1129.5	1156.9	1187.4	1209.6	1223.2	1248.5	1259.0
57.5°	1084.3	1079.0	1078.0	1114.8	1211.7	1240.1	1284.3	1315.9	1334.8	1386.4	1385.4
60°	1063.2	1065.3	1103.2	1211.7	1380.1	1405.4	1445.4	1479.0	1514.8	1552.7	1555.9
62.5°	916.9	922.2	979.0	1141.1	1487.5	1619.1	1742.2	1835.9	1888.5	1922.2	1875.9
65°	642.1	654.8	731.6	929.5	1369.6	1572.7	1767.5	1984.3	2150.7	2408.6	2483.3
67.5°	320.0	329.5	342.1	487.4	1023.2	1308.5	1576.9	1872.8	2093.8	2472.8	2684.4
70°	229.5	233.7	243.2	273.7	457.9	685.3	1001.1	1424.3	1684.3	2255.9	2554.9
72.5°	177.9	182.1	194.7	237.9	303.2	334.8	397.9	650.6	967.4	1558.0	1962.2
75°	137.9	144.2	162.1	214.8	291.6	309.5	312.7	335.8	383.2	691.6	1100.1
77.5°	96.8	97.9	115.8	185.3	283.2	317.9	312.7	312.7	319.0	352.7	470.6
80°	64.2	65.3	76.8	128.4	248.4	289.5	320.0	305.3	306.3	311.6	320.0
82.5°	33.7	35.8	45.3	77.9	145.3	195.8	266.3	277.9	273.7	279.0	276.9
85°	9.5	9.5	15.8	29.5	71.6	75.8	117.9	161.1	164.2	186.3	199.0
87.5°	0.0	0.0	0.0	0.0	0.0	0.0	0.0	3.2	4.2	9.5	10.5
90°	0.0	0.0	0.0	0.0	0.0	0.0	0.0	0.0	0.0	0.0	0.0



REPORT NUMBER: P228221

CATALOG NUMBER: ISS-AF-600-LED-E1-SL3-8030

CANDELA DISTRIBUTION (continued):

	52.5°	55°	57.5°	59°	60°	62.5°	65°	67.5°	70°	72.5°	75°
0°	785.3	785.3	785.3	785.3	785.3	785.3	785.3	785.3	785.3	785.3	785.3
2.5°	810.6	806.4	805.3	803.2	804.3	801.1	800.1	795.8	795.8	793.7	791.6
5°	815.8	811.6	815.8	808.5	809.5	806.4	801.1	801.1	796.9	793.7	787.4
7.5°	801.1	801.1	802.2	797.9	799.0	797.9	791.6	790.6	784.3	784.3	776.9
10°	773.7	773.7	777.9	774.8	775.8	774.8	771.6	770.6	768.5	768.5	756.9
12.5°	742.2	748.5	754.8	751.6	751.6	753.7	753.7	754.8	753.7	752.7	743.2
15°	715.8	725.3	731.6	730.6	731.6	736.9	739.0	740.0	743.2	742.2	733.7
17.5°	691.6	702.2	707.4	711.6	714.8	719.0	725.3	728.5	732.7	731.6	723.2
20°	669.5	679.0	688.5	693.7	694.8	703.2	710.6	720.0	722.2	724.3	713.7
22.5°	646.4	654.8	673.7	670.6	677.9	693.7	697.9	711.6	711.6	719.0	704.3
25°	626.4	627.4	656.9	651.6	657.9	686.4	689.5	713.7	707.4	717.9	701.1
27.5°	606.4	605.3	641.1	634.8	642.1	681.1	683.2	716.9	710.6	723.2	701.1
30°	591.6	588.5	629.5	616.9	627.4	675.8	676.9	720.0	714.8	731.6	708.5
32.5°	588.5	583.2	619.0	609.5	620.0	670.6	676.9	731.6	725.3	746.4	716.9
35°	602.1	593.7	624.3	615.8	624.3	672.7	682.1	749.5	742.2	766.4	736.9
37.5°	627.4	621.1	646.4	637.9	644.3	687.4	695.8	772.7	771.6	801.1	767.4
40°	671.6	665.3	685.3	673.7	679.0	719.0	723.2	805.3	808.5	844.3	810.6
42.5°	731.6	721.1	736.9	723.2	730.6	766.4	762.2	845.3	854.8	904.3	865.3
45°	808.5	794.8	804.3	789.5	794.8	825.3	813.7	899.0	908.5	969.5	934.8
47.5°	892.7	875.8	887.4	868.5	871.6	904.3	883.2	963.2	978.0	1054.8	1021.1
50°	993.7	971.6	975.9	958.0	960.1	992.7	969.5	1042.2	1060.1	1145.3	1115.9
52.5°	1123.2	1091.7	1091.7	1067.4	1068.5	1101.1	1072.7	1135.9	1155.9	1242.2	1222.2
55°	1293.8	1268.5	1263.2	1238.0	1229.6	1235.9	1195.9	1240.1	1262.2	1343.2	1327.5
57.5°	1429.6	1426.4	1442.2	1406.4	1398.0	1400.1	1349.6	1352.7	1378.0	1441.1	1446.4
60°	1594.8	1600.1	1602.2	1572.7	1569.6	1540.1	1488.5	1480.1	1511.7	1554.8	1571.7
62.5°	1858.0	1852.8	1826.4	1804.3	1784.3	1705.4	1677.0	1630.6	1674.8	1699.1	1733.8
65°	2423.3	2368.6	2200.1	2214.9	2162.2	1990.7	1966.4	1872.8	1942.2	1943.3	2008.6
67.5°	2983.4	3090.7	2987.6	2989.7	2870.7	2560.2	2485.4	2299.1	2338.0	2292.8	2326.5
70°	3079.1	3229.7	3511.8	3461.3	3455.0	3216.0	2964.4	2653.9	2537.0	2440.2	2362.3
72.5°	2649.6	2800.2	3213.9	3099.1	3142.3	3214.9	2952.8	2720.2	2459.1	2335.9	2167.5
75°	1864.3	2081.2	2501.2	2441.2	2472.8	2592.8	2367.5	2340.2	2038.0	1955.9	1697.0
77.5°	999.0	1267.5	1738.0	1664.3	1678.0	1746.4	1511.7	1463.3	1171.7	1090.6	796.9
80°	449.5	623.2	975.9	893.7	869.5	830.6	611.6	482.1	294.8	195.8	135.8
82.5°	297.9	309.5	432.7	374.8	350.5	289.5	187.4	110.5	87.4	73.7	70.5
85°	200.0	183.2	182.1	161.1	149.5	117.9	87.4	54.7	45.3	37.9	34.7
87.5°	11.6	7.4	10.5	11.6	8.4	7.4	5.3	0.0	1.1	0.0	1.1
90°	0.0	0.0	0.0	0.0	0.0	0.0	0.0	0.0	0.0	0.0	0.0



REPORT NUMBER: P228221

CATALOG NUMBER: ISS-AF-600-LED-E1-SL3-8030

CANDELA DISTRIBUTION (continued):

	77.5°	80°	85°	90°	95°	100°	102.5°	105°	107.5°	110°	112.5°
0°	785.3	785.3	785.3	785.3	785.3	785.3	785.3	785.3	785.3	785.3	785.3
2.5°	786.4	786.4	785.3	777.9	773.7	771.6	764.3	763.2	760.0	759.0	759.0
5°	785.3	781.1	775.8	765.3	754.8	745.3	742.2	734.8	729.5	723.2	723.2
7.5°	770.6	766.4	754.8	739.0	725.3	711.6	704.3	693.7	685.3	676.9	674.8
10°	753.7	747.4	731.6	710.6	692.7	668.5	659.0	645.3	635.8	623.2	610.6
12.5°	735.8	731.6	712.7	688.5	661.1	630.6	615.8	596.9	584.2	569.5	550.6
15°	728.5	720.0	695.8	665.3	631.6	594.8	573.7	553.7	534.8	517.9	492.7
17.5°	719.0	708.5	681.1	645.3	603.2	559.0	531.6	509.5	484.2	466.3	437.9
20°	708.5	692.7	663.2	620.0	572.7	520.0	485.3	463.2	429.5	411.6	377.9
22.5°	700.0	680.0	644.3	595.8	539.0	480.0	439.0	413.7	375.8	354.8	312.7
25°	697.9	673.7	630.6	575.8	510.6	441.1	391.6	366.3	319.0	294.8	245.3
27.5°	699.0	670.6	622.1	559.0	485.3	406.3	347.4	317.9	257.9	232.6	175.8
30°	700.0	671.6	613.7	544.2	462.1	370.6	301.1	266.3	194.7	172.6	122.1
32.5°	710.6	675.8	611.6	532.7	441.1	334.8	248.4	216.9	137.9	125.3	90.5
35°	723.2	689.5	615.8	530.6	425.3	299.0	194.7	162.1	99.0	95.8	73.7
37.5°	749.5	710.6	632.7	535.8	415.8	262.1	145.3	124.2	77.9	80.0	64.2
40°	789.5	746.4	660.0	551.6	414.8	225.3	107.4	96.8	67.4	69.5	59.0
42.5°	843.2	795.8	702.2	585.3	420.0	190.5	86.3	83.2	62.1	64.2	56.8
45°	913.7	865.3	761.1	628.5	434.8	162.1	75.8	75.8	60.0	62.1	55.8
47.5°	1003.2	949.5	833.7	686.4	457.9	146.3	71.6	72.6	59.0	62.1	55.8
50°	1104.3	1045.3	926.4	761.1	493.7	142.1	72.6	72.6	60.0	62.1	55.8
52.5°	1209.6	1154.8	1026.4	846.4	543.2	151.6	74.7	73.7	60.0	62.1	54.7
55°	1316.9	1267.5	1136.9	946.4	611.6	185.3	80.0	76.8	60.0	62.1	55.8
57.5°	1424.3	1389.6	1252.7	1053.8	696.9	246.3	101.1	89.5	66.3	67.4	56.8
60°	1545.4	1520.1	1383.2	1194.8	817.9	341.1	148.4	112.6	79.0	74.7	61.1
62.5°	1702.2	1695.9	1587.5	1398.0	1012.7	477.9	210.5	136.9	85.3	77.9	65.3
65°	1979.1	1995.9	1892.8	1635.9	1142.2	481.1	205.3	120.0	80.0	73.7	64.2
67.5°	2257.0	2207.5	1942.2	1600.1	1030.6	320.0	130.5	93.7	70.5	68.4	60.0
70°	2246.5	2111.7	1761.2	1399.0	813.7	173.7	94.7	77.9	63.2	63.2	56.8
72.5°	2014.9	1814.9	1440.1	1107.4	543.2	110.5	80.0	68.4	57.9	56.8	52.6
75°	1516.9	1281.1	925.3	637.9	242.1	71.6	61.1	55.8	50.5	50.5	46.3
77.5°	713.7	402.1	223.2	148.4	81.1	48.4	42.1	42.1	41.1	42.1	37.9
80°	96.8	87.4	74.7	65.3	49.5	33.7	30.5	31.6	30.5	31.6	28.4
82.5°	59.0	52.6	43.2	41.1	30.5	23.2	22.1	23.2	21.1	22.1	16.8
85°	28.4	25.3	20.0	18.9	15.8	13.7	11.6	13.7	10.5	11.6	7.4
87.5°	0.0	2.1	1.1	2.1	2.1	2.1	0.0	2.1	0.0	2.1	0.0
90°	0.0	0.0	0.0	0.0	0.0	0.0	0.0	0.0	0.0	0.0	0.0



REPORT NUMBER: P228221

CATALOG NUMBER: ISS-AF-600-LED-E1-SL3-8030

CANDELA DISTRIBUTION (continued):

	115°	117.5°	120°	122.5°	125°	127.5°	130°	135°	145°	155°	165°
0°	785.3	785.3	785.3	785.3	785.3	785.3	785.3	785.3	785.3	785.3	785.3
2.5°	753.7	750.6	749.5	745.3	744.3	740.0	739.0	734.8	727.4	724.3	719.0
5°	713.7	708.5	704.3	702.2	693.7	689.5	683.2	674.8	659.0	651.6	639.0
7.5°	657.9	656.9	644.3	640.0	629.5	622.1	612.7	599.0	575.8	562.1	542.1
10°	596.9	592.7	577.9	569.5	555.8	545.3	532.7	512.7	476.9	448.5	417.9
12.5°	540.0	527.4	510.6	497.9	481.1	466.3	451.6	421.1	364.2	317.9	275.8
15°	481.1	462.1	444.2	423.2	405.3	382.1	365.3	325.3	250.5	193.7	167.4
17.5°	421.1	394.8	374.8	346.3	326.3	294.8	276.9	228.4	164.2	139.0	130.5
20°	357.9	323.2	301.1	266.3	246.3	206.3	192.6	157.9	126.3	116.8	114.7
22.5°	290.5	248.4	224.2	186.3	172.6	148.4	137.9	121.1	106.3	102.1	104.2
25°	220.0	174.7	159.0	131.6	126.3	113.7	109.5	101.1	93.7	93.7	96.8
27.5°	156.9	122.1	117.9	101.1	100.0	93.7	90.5	86.3	84.2	86.3	90.5
30°	114.7	92.6	92.6	83.2	83.2	79.0	77.9	75.8	75.8	80.0	84.2
32.5°	90.5	75.8	77.9	70.5	71.6	68.4	69.5	68.4	69.5	72.6	75.8
35°	75.8	65.3	68.4	62.1	64.2	61.1	63.2	63.2	65.3	66.3	67.4
37.5°	67.4	60.0	62.1	57.9	60.0	56.8	60.0	60.0	61.1	61.1	61.1
40°	62.1	55.8	59.0	54.7	57.9	54.7	57.9	57.9	56.8	55.8	56.8
42.5°	59.0	54.7	57.9	53.7	56.8	53.7	55.8	54.7	52.6	52.6	52.6
45°	57.9	53.7	55.8	52.6	54.7	51.6	53.7	52.6	49.5	48.4	50.5
47.5°	57.9	52.6	55.8	51.6	53.7	50.5	52.6	49.5	46.3	46.3	49.5
50°	57.9	52.6	55.8	51.6	53.7	49.5	50.5	47.4	43.2	44.2	48.4
52.5°	59.0	54.7	56.8	52.6	53.7	47.4	49.5	45.3	42.1	43.2	46.3
55°	60.0	54.7	56.8	50.5	51.6	47.4	47.4	45.3	42.1	42.1	45.3
57.5°	60.0	53.7	54.7	49.5	50.5	45.3	46.3	44.2	41.1	40.0	42.1
60°	62.1	55.8	55.8	48.4	49.5	44.2	45.3	43.2	40.0	37.9	38.9
62.5°	64.2	56.8	57.9	50.5	50.5	45.3	46.3	42.1	37.9	35.8	36.8
65°	64.2	56.8	57.9	51.6	51.6	46.3	46.3	42.1	35.8	33.7	33.7
67.5°	61.1	55.8	56.8	51.6	51.6	46.3	46.3	41.1	34.7	31.6	30.5
70°	59.0	53.7	54.7	48.4	49.5	44.2	44.2	38.9	32.6	29.5	27.4
72.5°	53.7	49.5	49.5	45.3	44.2	38.9	38.9	35.8	30.5	26.3	24.2
75°	46.3	42.1	41.1	36.8	36.8	33.7	32.6	29.5	25.3	22.1	21.1
77.5°	37.9	32.6	32.6	27.4	27.4	24.2	25.3	22.1	18.9	17.9	16.8
80°	27.4	22.1	22.1	17.9	17.9	14.7	15.8	14.7	13.7	13.7	12.6
82.5°	16.8	11.6	12.6	9.5	11.6	8.4	9.5	8.4	8.4	7.4	7.4
85°	8.4	4.2	6.3	3.2	5.3	1.1	3.2	2.1	2.1	2.1	2.1
87.5°	1.1	0.0	1.1	0.0	0.0	0.0	0.0	0.0	0.0	0.0	0.0
90°	0.0	0.0	0.0	0.0	0.0	0.0	0.0	0.0	0.0	0.0	0.0

REPORT NUMBER: P228221

CATALOG NUMBER: ISS-AF-600-LED-E1-SL3-8030

CANDELA DISTRIBUTION (continued):

	175°	180°
0°	785.3	785.3
2.5°	713.7	716.9
5°	634.8	635.8
7.5°	539.0	536.9
10°	411.6	406.3
12.5°	265.3	257.9
15°	160.0	157.9
17.5°	128.4	128.4
20°	114.7	114.7
22.5°	106.3	106.3
25°	100.0	101.1
27.5°	94.7	94.7
30°	88.4	88.4
32.5°	77.9	77.9
35°	69.5	68.4
37.5°	62.1	63.2
40°	56.8	57.9
42.5°	54.7	54.7
45°	52.6	52.6
47.5°	52.6	52.6
50°	51.6	52.6
52.5°	50.5	50.5
55°	47.4	48.4
57.5°	44.2	45.3
60°	41.1	41.1
62.5°	36.8	36.8
65°	33.7	33.7
67.5°	29.5	29.5
70°	26.3	26.3
72.5°	23.2	23.2
75°	20.0	20.0
77.5°	16.8	15.8
80°	12.6	12.6
82.5°	7.4	7.4
85°	2.1	2.1
87.5°	0.0	0.0
90°	0.0	0.0

(END OF REPORT)